



Boiling Water

Explore the Rheem On-Tap, Lazer® and Zip® ranges



Zip®



FILTERED
BOILING



FILTERED
CHILLED



FILTERED
AMBIENT



HOT &
COLD

On-Tap Aqua™
Boiling water at your fingertips



CONTENTS

ON-TAP RANGE	4
On-Tap	
On-Tap Plus	
LAZER® RANGE	10
Eco	
Commercial	
Office	
ZIP®	14
PRODUCT SELECTOR	15
TECHNICAL INFORMATION	16
BOILING WATER EXTRAS	18
WARRANTIES	19

TRUST RHEEM

Rheem has been a trusted name in manufacturing in New Zealand for over 60 years.

Our range of boiling water appliances are ideal for a variety of settings - from the corporate boardroom and the staffroom to your kitchen bench – we have an option to meet your requirements.

At Rheem we continue to research and develop hot water products for the changing needs of our consumers with a focus on:

- safety
- reliability
- energy efficiency
- cost effectiveness
- environmental responsibility

Whether it be wall mounted (above bench) or installed at your sink or benchtop, filtered and instant boiling water is at your fingertips. With a range of capacities – there is a Rheem appliance to suit your needs.



On-Tap Azure™ with Base and Sink-Free kit
- ideal for boardrooms and kitchen islands (chiller sold separately)

ON-TAP

Features

Clean filtered water

On-Tap features a superior 5 micron filter to reduce impurities, chlorine taste as well as lime-scale build-up. A warning light indicates when the filter needs to be easily replaced.

Energy saving

The seven day timer with programmable sleep mode means your appliance only uses power when needed without compromising on delivery. There is also the ability to set your boiling water temperature between 70-99°C.

Safe to use

Implementing the safety lock for two-finger operation provides extra safety for staff, children and those more at risk. The no-splash, drip-free tap also provides safety at every step of operation.

Hands-free function

Just click the red or blue lever up for continuous boiling or chilled water to fill larger jugs or containers safely.

Flexible installation

On-Tap features modular under-bench heating and chiller units which provide better options for installation. The sink free kit enables the tap to be installed on a bench top or boardroom cabinet without a sink (cold water supply and waste required).

Auto-calibration

The unique auto-calibration function means the appliance will automatically calibrate to the set temperature dependent on height above sea level.

What we deliver

Boiling Water	Incoming Water Temperature	Litres p/hr	Cups* p/hr
On-Tap 5L	20°C	23.4	138
	17°C	20.0	118
	15.5°C	19.5	114
On-Tap 3L	20°C	19.5	115
	17°C	16.6	98
	15.5°C	16.2	95

*Cup size 170ml

Chilled Water	Incoming Water Temperature	Litres p/hr	Glasses* p/hr
Compact 1.8L chiller	20°C	8.0	40
	17°C	12.5	63

*Glass size 200ml

ON-TAP

Delivering boiling water instantly and safely



IDEAL FOR:

- ✓ Staffrooms
- ✓ Boardrooms
- ✓ Kitchenettes
- ✓ Training Spaces
- ✓ Break-out Rooms
- ✓ Domestic Kitchens





Install over sink or sink free (kit required)

Features

Available in two tap designs - Aqua™ or Azure™

Superior 5 Micron filter

24/7 timer, sleep mode and adjustable delivery temperature for saving energy

Delivers up to 20 litres of boiling water per hour - refer to page 16

Can easily connect to Rheem chillers (sold separately)

Safety lock feature

Hands-free filling

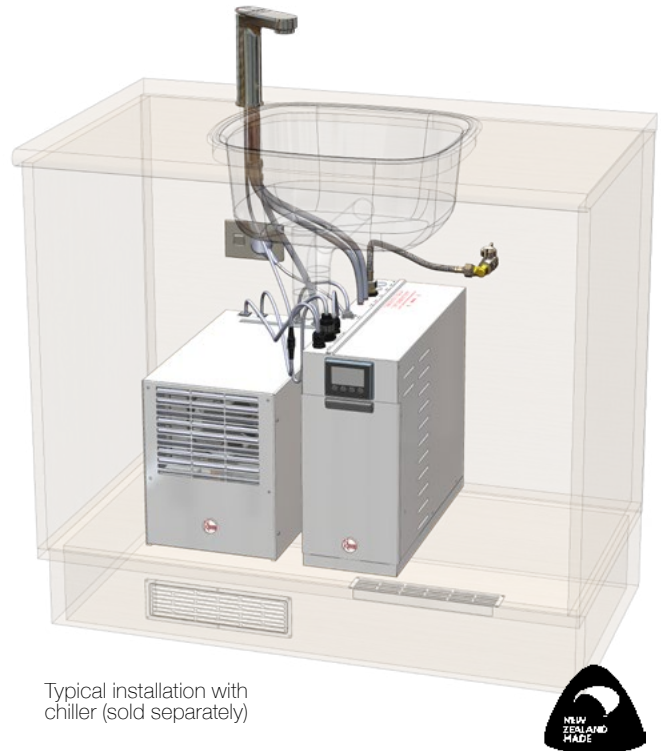
Sink free options

Easy, compact and flexible installation

Replacement filter indicator

Auto calibration function

Easy to maintain



Typical installation with chiller (sold separately)

Optional Extras

CHILLER

A separate chiller can be added to provide filtered chilled water from the same tap.

Each chiller contains a ventilation kit

Only suitable for use with Rheem On-Tap appliances



Compact 1.8L Chiller

SINK FREE KITS

Allows for bench top installation where no sink is installed (cold water supply and waste required).

Kit includes:

- Tap extension barrel 60mm for ease when filling tall jugs and glasses
- Outlet fitting
- Separate drain tray and grate (both designs) or combined solid base (Azure™ only)



317453
Aqua™ Split
Sink Free +
extension kit



319042
Azure™ Split
Sink Free +
extension kit



319047
Azure™ Base
Sink Free +
extension kit

ON-TAP PLUS

All your water supplied from under bench



IDEAL FOR:

- ✓ Staffrooms
- ✓ Sculleries
- ✓ Studio Apartments
- ✓ Kitchenettes
- ✓ Rest Homes



FILTERED
BOILING



FILTERED
CHILLED



FILTERED
AMBIENT



HOT & COLD

Install over sink only

The combination of On-Tap with its matching mixer provides a superior all-in-one underbench solution for your new or existing work or kitchen space.

With the convenience of drawing all your boiling, chilled and mixed water from the compact underbench appliances, this range is easy to install and avoids the costs associated with connecting to your existing hot water system.

Features

Available in two tap designs - Aqua™ or Azure™

Works independently from your existing hot water system - cold water supply only required

Superior 5 Micron filter

Energy saving - 24/7 timer, sleep mode and adjustable delivery temperature

Delivers up to 20 litres of boiling water per hour or 57 litres of hot/mixed water per hour (55°C) - refer page 16

Can easily connect to chiller (sold separately)

Safety lock feature


Hands free filling

Easy compact installation

Replacement filter indicator

Auto calibration

Easy to maintain



Typical installation with chiller (sold separately)



Optional

CHILLER

A separate chiller can be added to provide filtered chilled water from the same tap.

Each chiller contains a ventilation kit.

Only suitable for use with Rheem On-Tap appliances.



Compact 1.8L
Chiller

THE LAZER® RANGE

Features

Energy efficient

The Lazer® Office and Commercial appliances feature a seven-day programmable timer which allows the unit to be programmed to turn off when it's not needed. A selectable sleep mode will turn the unit off if it has not been used for a set period of time. The Lazer® Eco features an 'Eco Mode' which when activated turns the unit off 2 hours after use to reduce unnecessary power consumption.

Safety first

At Rheem, safety is always an important consideration in our designs. Lazer® Eco and Commercial models feature the option of the Rheem Safety Tap. Retro-fitted to any Lazer® Eco or Commercial unit, the safety tap prevents accidental dispensing with its 3-step action. The Lazer® Office unit has an integrated tap with push button activation. All Lazer® units have been designed with automatic safety devices to safeguard the unit from boiling dry.

Installation

The mounting bracket is easily mounted on the wall above your sink or benchtop. This allows for quick installation and easy removal when service or maintenance is required. Mounting brackets come standard with the Lazer® Office range and is an optional extra for the Lazer® Eco 3L and 5L units.

Auto-calibration

Auto-calibration of the boiling point for the altitude at which the unit is installed ensures that you get boiling water every time. The set point temperature can also be manually adjusted between 70-99°C if required.

Filter kit

All Rheem Lazer® products can be connected with the optional remote filter kit for clean, crisp water delivery. Both the Lazer® Office and Lazer® Commercial appliances will alert via the display when the filter needs replacing.



Lazer® Eco



Lazer® Commercial



Lazer® Office

LAZER[®] ECO



Energy saving



Eco Mode provides boiling water with reduced energy consumption

A popular model, the Lazer[®] Eco is a cost-effective boiling water appliance designed for a wide range of installations, such as the workplace or sports club.

Economic at its core

An easy to use appliance with a one-touch button to switch on 'Eco Mode' which automatically turns the unit to sleep two hours after use reducing power consumption.

The indicator light shows red when heating and green when conserving energy so you can see what it's doing at a glance. 'Eco Mode' can reduce energy use by up to 40 percent.**

The white powder coat finish is easy to clean and the Lazer[®] Eco comes in 3, 5, and 7.5-litre models, delivering a maximum of 185 cups* per hour of ready to use boiling water (depending on model).

Rheem Lazer[®] Eco

- Available in 3, 5 and 7.5L capacities
- Eco Mode button control
- Indicator light changes colour, so you know at a glance when it's heating or in Eco Mode
- Optional safety tap available
- Easy to clean white powder coat finish

Max 185 cups* per hour	3L - 7.5L	Wall mounted
------------------------	-----------	--------------

Refer to page 17 for specifications

*Cup size 170ml

**Potential energy consumption savings values are approximate and provided for general reference purposes only. Actual heat loss reductions will vary depending on the system installed, regional temperatures, geographical location and other factors.

LAZER[®] COMMERCIAL



High capacity

Can deliver over
500 cups per hour



The Rheem Lazer[®] Commercial is a high flow capacity boiling water appliance designed for busy spaces, such as commercial kitchens, workplaces and sports clubs. The Lazer[®] Commercial range has capacities of 7.5, 10, 15, 25 and 40 litres which can deliver between 50 and a maximum of 512 cups* of boiling water per hour.

Easy operation and energy efficient

These units feature a user-friendly timer and surface-integrated controls that leave the exterior smooth for cleaning. The control functions automatically return to your settings after a power cut.

The seven-day timer turns energy off when boiling water isn't needed, while sleep mode shuts down the system when it hasn't been used for a set period of time.

Extra features

An automatic safety system stops the unit from boiling dry, while auto-calibration ensures the boiling point is right at any altitude. The high flow tap offers faster filling making this the perfect choice for your busy space.

Rheem Lazer[®] Commercial

- Delivers a maximum of 512 cups* per hour (depending on model)
- Fast flow tap
- Available in powder coat white and brushed stainless steel
- Easy clean
- Large range of capacities available
- Safety Tap (optional)

Max 512 cups* per hour

7.5L - 40L

Wall mounted

Refer to page 17 for specifications

*Cup size 170ml

LAZER[®] OFFICE



Stylish and efficient

Designed for the modern
office environment



An attractive asset to any workspace kitchen. Rheem Lazer[®] Office is packed with performance features and has a modern, sophisticated look. It is available in two stylish finishes – powder coat white and easy clean brushed stainless steel.

With an integrated tap, this smaller appliance is a perfect fit for many workplaces. It also features automatic calibration of the boiling point for the altitude at which the unit is installed. In addition, a wall bracket is supplied for easy installation.

Seven day timer

The built-in, seven-day timer ensures there is boiling water ready when you need it and saves energy when no one is around. The sleep mode, when activated, automatically shuts down the Lazer[®] Office if it hasn't been used for a programmed period of time.

Rheem Lazer[®] Office

- Available in 3 and 5 litre capacities
- Delivers up to a maximum of 170 cups* of boiling water per/hr
- Finished in powder coat white or brushed stainless steel
- Integrated tap
- Easy clean
- Mounting bracket supplied

Max 170 cups* per hour

3L and 5L

Wall mounted

Refer to page 17 for specifications

*Cup size 170ml

ZIP®

A Kiwi favourite



NZ's iconic and trusted
boiling water appliance



Zip® appliances have delivered boiling water in New Zealand for generations. They are an ideal and economical option for halls, clubs and factories, or anywhere boiling water is required infrequently.

Rheem manufactures a range of Zip® wall mounted boiling water products. An external tap fills the appliance to the desired level on the front sight glass. To boil the water, simply press the manual start switch. The appliance will automatically switch off once the water has boiled.

Today, the Zip® Boiling Water appliance is available in five capacities from 4.5 to 34 litres.

Rheem Zip®

- Heat up time from four minutes
- Easy clean
- Sight glass to view water level
- Manual fill and boil operation
- Optional safety tap available
- An economical option when hot water is required infrequently

4.5L – 34L

Wall mounted

Refer to page 18 for specifications

Which Rheem product is right for me?



FILTERED
BOILING



FILTERED
CHILLED



FILTERED
AMBIENT

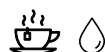


HOT & COLD


BENCHTOP - BOILING WATER APPLIANCES




**Aqua™ On-Tap
3L Boiling Appliance**
743003F



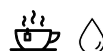
**Aqua™ On-Tap
5L Boiling Appliance**
743005F



**Azure™ On-Tap
3L Boiling Appliance**
743103F



**Azure™ On-Tap
5L Boiling Appliance**
743105F



Aqua™ On-Tap Plus 5L Boiling Appliance
7430054SR



Azure™ On-Tap Plus 5L Boiling Appliance
7431054DR



 Add chilled

Compact 1.8L Chiller
318844



WALL MOUNTED - BOILING WATER APPLIANCES



Lazer® Office - 3L
70103W-NZ - White
70103S-NZ - Stainless
Steel
Max 124 cups p/hr*

Lazer® Office - 5L
70105W-NZ - White
70105S-NZ - Stainless
Steel
Max 170 cups p/hr*



Lazer® Eco - 3L
70303W-NZ - White
Max 124 cups p/hr*

Lazer® Eco - 5L
70305W-NZ - White
Max 170 cups p/hr*

Lazer® Eco - 7.5L
70307W-NZ - White
Max 185 cups p/hr*



Lazer® Commercial - 7.5L
70207W-NZ - White
70207S-NZ - Stainless
Steel
Max 185 cups p/hr*

Lazer® Commercial - 10L
70210W-NZ - White
70210S-NZ - Stainless
Steel
Max 200 cups p/hr*

Lazer® Commercial - 15L
70215W-NZ - White
70215S-NZ - Stainless
Steel
Max 235 cups p/hr*

Lazer® Commercial - 25L
70225W-NZ - White
70225S-NZ - Stainless
Steel
Max 365 cups p/hr*

Lazer® Commercial - 40L
70240W-NZ - White
70240S-NZ - Stainless
Steel
Max 512 cups p/hr*



Zip® - 4.5L
83204514 - White
Manual fill and boil

Zip® - 7L
83207014 - White
Manual fill and boil

Zip® - 15L
83215014 - White
Manual fill and boil

Zip® - 23L
83223014 - White
Manual fill and boil

Zip® - 34L
83235014 - White
Manual fill and boil

Worth considering?

Gain cost advantages by replacing the staffroom jug or kettle with a Rheem Boiling Water appliance. If you have over 20 staff and each person drinks 3 cups of tea or coffee a day, think of the time saved and increased productivity.

*total of initial delivery and recovery per/hr (cup size 170ml)

SPECIFICATIONS

Rheem On-Tap product data

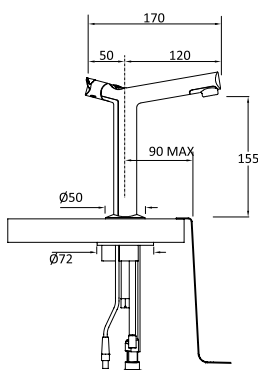
Rheem On-Tap Series		On-Tap 3L	On-Tap 5L	On-Tap Plus 5L	Push-thru 1.8L Chiller
On-Tap Aqua™		743003F	743005F		318844
On-Tap Azure™		743103F	743105F		
On-Tap Plus Aqua™				7430054SR	
On-Tap Plus Azure™				7431054DR	
Boiling Delivery – p/hr	Litres	16.6	20	20	-
Boiling Delivery – p/hr	Cups*	98	118	118	-
Mixed Delivery – p/hr^	Litres	-	-	57	-
Chilled Delivery – p/hr	Litres	-	-	-	12.5
Chilled Delivery – p/hr	Glasses**	-	-	-	63
Weight empty	Kg	12	12	12	12
Weight full	Kg	18	18	18	14
Recommended Min water pressure	kPa	300	300	300	140
Max water pressure	kPa	500	500	500	400
Element	kW	1.5	1.8	1.8	-
Electrical connections		10 amp 3 pin plug and flex ½" BSP			
Plumbing connections					
Dimensions	mm				
A - Width		175	175	175	205
B - Depth		460	460	460	408
C - Height		405	405	405	278
Accessories	Part No				
Aqua™ Sink Free & Extension Kit	317453	Optional	Optional	Optional	
Azure™ Sink Free & Extension Kit	319042	Optional	Optional	Optional	
Azure™ Combined Base Sink Free & Extension Kit	319047	Optional	Optional	Optional	

*Cup size 170ml **Glass size 200ml ^ @ 50°C

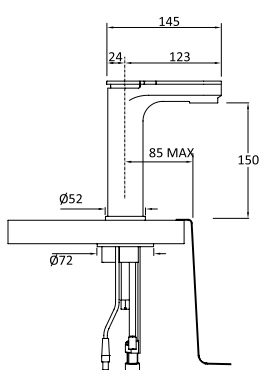
Calculations based on incoming water temperature of 17°C

DISPENSING TAPS

Aqua™

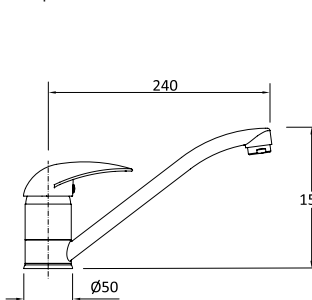


Azure™

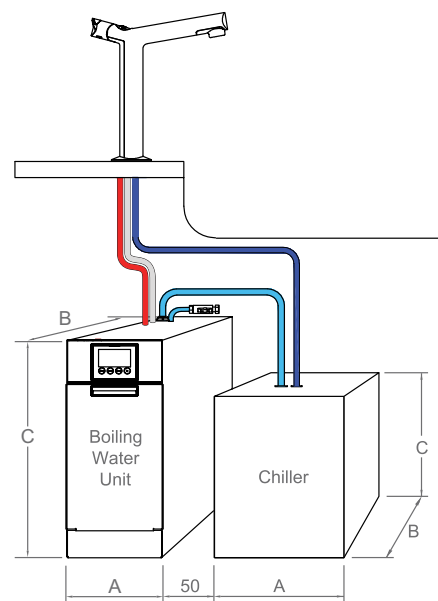
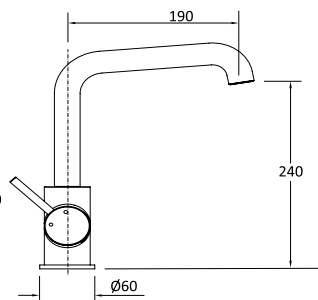


MIXER TAPS

Aqua™



Azure™



Rheem Lazer® product data

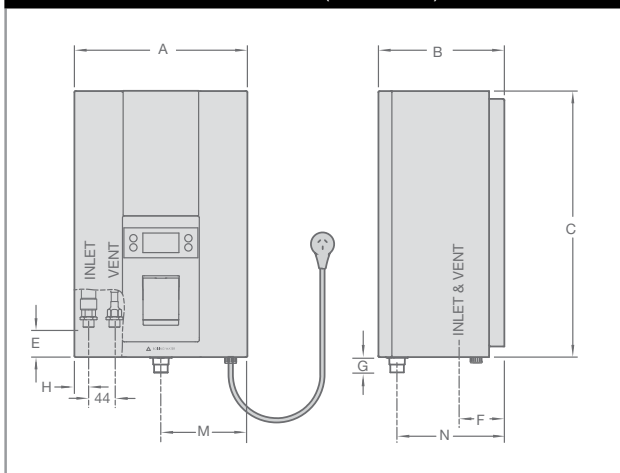
Lazer® Boiling Water Unit		Lazer® Office		Lazer® Eco			Lazer® Commercial				
White		70103W-NZ	70105W-NZ	70303W-NZ	70305W-NZ	70307W-NZ	70207W-NZ	70210W-NZ	70215W-NZ	70225W-NZ	70240W-NZ
Stainless Steel		70103S-NZ	70105S-NZ				70207S-NZ	70210S-NZ	70215S-NZ	70225S-NZ	70240S-NZ
Capacity	Litres	3	5	3	5	7.5	7.5	10	15	25	40
Delivery – Initial	Litres	3.5	6	3.5	6	8.5	8.5	11	17	27	42
	Cups*	21	35	21	35	50	50	65	100	159	247
Recovery	L/hr	17.5	23	17.5	23	23	23	23	23	35	45
– Cups per hour	Cups*	103	135	103	135	135	135	135	135	206	265
Weight empty	kg	6	8	6	8	9	9	10	15	17	19
Weight full	kg	10	15	10	15	19	19	22	34	47	67
Min water pressure	kPa	50	50	50	50	50	50	50	75	75	100
Max water pressure	kPa	1000	1000	1000	1000	1000	1000	1000	1000	1000	1000
Element Rating @ 240V	kW	1.8	2.4	1.8	2.4	2.4	2.4	2.4	2.4	3.6	4.6
Electrical connections		Supplied with 10 amp 3 pin plug and flex								Hardwired	
Plumbing connections		G ½ (½ BSP)									
Dimensions	mm										
A		285	334	283	336	336	336	336	336	336	490
B		209**	241**	160	192	192	192	192	299	299	340
C		435	465	435	465	515	515	615	515	720	615
D		–	–	280	312	312	312	312	419	419	460
E		65	65	65	65	65	65	65	65	65	65
F		70**	70**	45	45	45	45	45	45	45	45
G		33	33	50	50	50	50	50	50	50	50
H		20	20	23	23	23	23	23	23	23	23
M		142	167	142	168	168	168	168	168	168	245
N		174**	210**	238	270	270	270	270	377	377	418
Accessories		Part No.									
Lazer Eco Retrofit Mounting Bracket		-	-	318961	318962	-	-	-	-	-	-
Safety Tap		-	-	319069			319068				
5 Micron Remote Filter Kit		317327									

*Cup size 170ml

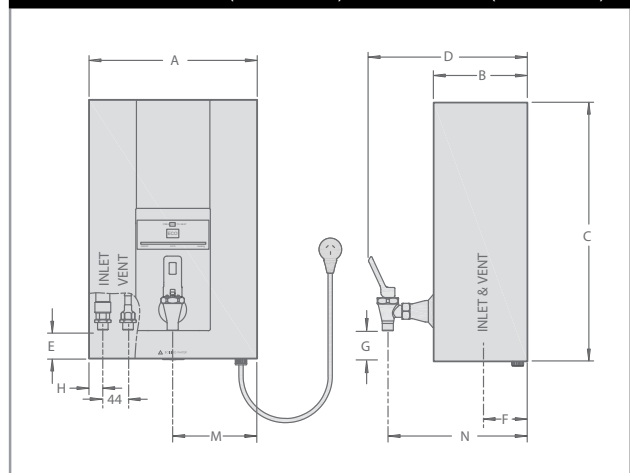
Calculations based on incoming water temperature of 18°C

**Includes 25mm for supplied backing plate

Lazer® Office (701 Series)



Lazer® Commercial (702 Series) and Lazer Eco (703 Series)

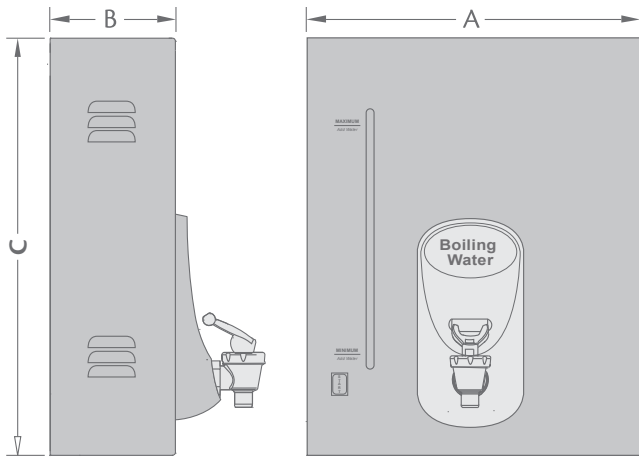


Zip® product data

Model no.		83204514	83207014	83215014	83223014	83235014
Delivery Capacity	L	4.5	7	15	23	34
Dimension A	mm	340	340	490	490	490
Dimension B	mm	180	180	180	235	325
Dimension C	mm	430	515	615	615	615
Weight Empty	kg	9	10	15	17	20
Weight Full	kg	16	20	35	45	62
Element Rating @ 240V	kW	2.4	2.4	2.4	2.4	2.4

Approximate Heat Up Times from Cold (incoming water temperature of 18°C)

Maximum Level	mins	16	23	46	67	102
Minimum Level	mins	4	6	14	24	28



Boiling Water Extras



317453 - Aqua™ Sink Free and extension kit



319042 - Azure™ Split Sink Free and extension kit



319047 - Azure™ Base Sink Free and extension kit



318844 - 1.8L push-thru chiller (includes ventilation kit)



Retrofit Mounting Bracket
318961 - 3L Lazer® Eco
318962 - 5L Lazer® Eco



317327 - 5 micron remote filter kit for Rheem Lazer® products



317067 - 5 micron replacement filter for Rheem On-Tap products



Safety Tap
319068 - Lazer® Commercial and Zip®



Safety Tap
319069 - Lazer® Eco

THE RHEEM ADVANTAGE



Install a Rheem®

We take the science of boiling water seriously

When the time arrives to install your boiling water solution, Rheem is New Zealand's most popular and trusted choice.

Our reputation has been built on consistently providing customers with reliable, sophisticated and functional boiling water products. Our commitment to innovative and well-designed products starts with our New Zealand research and development team.

We have developed quality, functional and cost-effective products that also demonstrate our commitment to economic and environmental responsibility.

All specifications contained in this reference guide are subject to change without notice. Please check the specifications are current at the time of ordering or building to incorporate the appliance. All information is current at the time of publication (November 2024) but may change without notice.

WARRANTY*

On-Tap Boiling Water Appliance

2-year warranty on parts and labour
5 years for the tank.

1.8L On-Tap Chiller

1-year warranty on parts and labour

Lazer® Office

2-year warranty on parts and labour
5 years for the tank.

Lazer® Eco

2-year warranty on parts and labour
5 years for the tank.

Lazer® Commercial

2-year warranty on parts and labour
5 years for the tank.

Zip®

1-year warranty on parts and labour
5 years for the tank.

*Conditions apply. For full warranty and details, please go to www.rheem.co.nz/support/manual-and-warranties/, contact Rheem Customer Services, or see the installation manual.

© Registered trademark of Rheem New Zealand Ltd

www.rheem.co.nz
0800 657 336



**Quality
Endorsed
Company**

ISO 9001
Lic. QEC 14766
SAI Global

 Electric

 Gas

 Boiling Water

 Heat Pump

 Solar



Install a Rheem®

Rheem New Zealand Limited

Freephone 0800 657 336

Telephone 09 829 0200

Email rheemnzsales@rheem.co.nz

475 Rosebank Road, Avondale 1026

PO Box 19011, Avondale,

Auckland 1746, New Zealand

www.rheem.co.nz

RHEEM®, ZIP®, LAZER®, INSTALL A RHEEM®, AQUA™, AZURE™ and all associated logos and device marks are trade marks or registered trade marks of Rheem New Zealand Ltd in New Zealand. This brochure and its contents, including text, imagery, layout, and design elements, are also protected by copyright owned by Rheem New Zealand Ltd. All rights reserved.

Current as at November 2024